

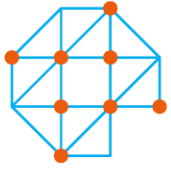
## Acceleration plan Educational innovation with ICT

learning analytics



## Agenda

Het ontstaan van het volwassenheidsmodel en de Quickscan	Tom Konings
Het belang van de Quickscan	Justian Knobbout
Demo Quickscan en vragen	Jan van de Poll
Vooruitblik en doorontwikkelingsopties	Tom Konings & Jan van de Poll



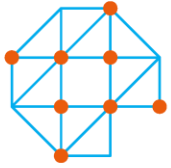
# Acceleration plan Educational innovation with ICT

learning analytics



## Even voorstellen...





**Acceleration plan**  
Educational innovation  
with ICT



Het ontstaan van  
de Quicksan Studiedata

Tom Konings – Versnellingsplan HO



# Acceleration plan Educational innovation with ICT

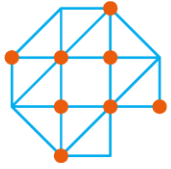


learning analytics

## Totstandkoming



Bron: BMM, Deloitte/UU



**Acceleration plan**  
Educational innovation  
with ICT



## Het belang van de Quicksan Studiedata

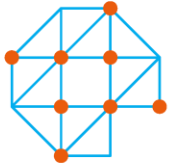
Justian Knobbout– Data Analytix



## Acceleration plan Educational innovation with ICT

learning analytics



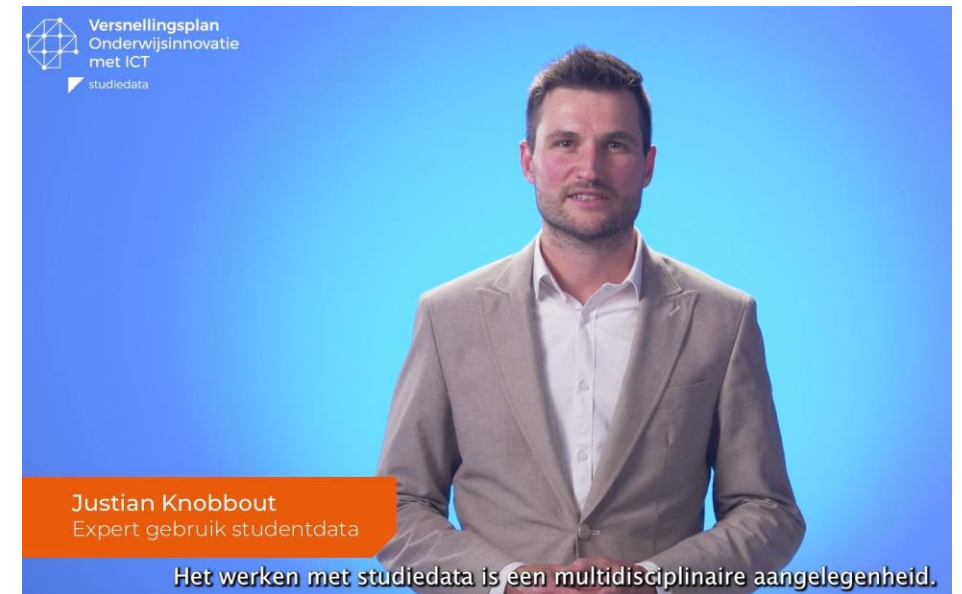


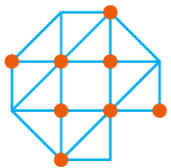
## Acceleration plan Educational innovation with ICT

learning analytics



## Video's



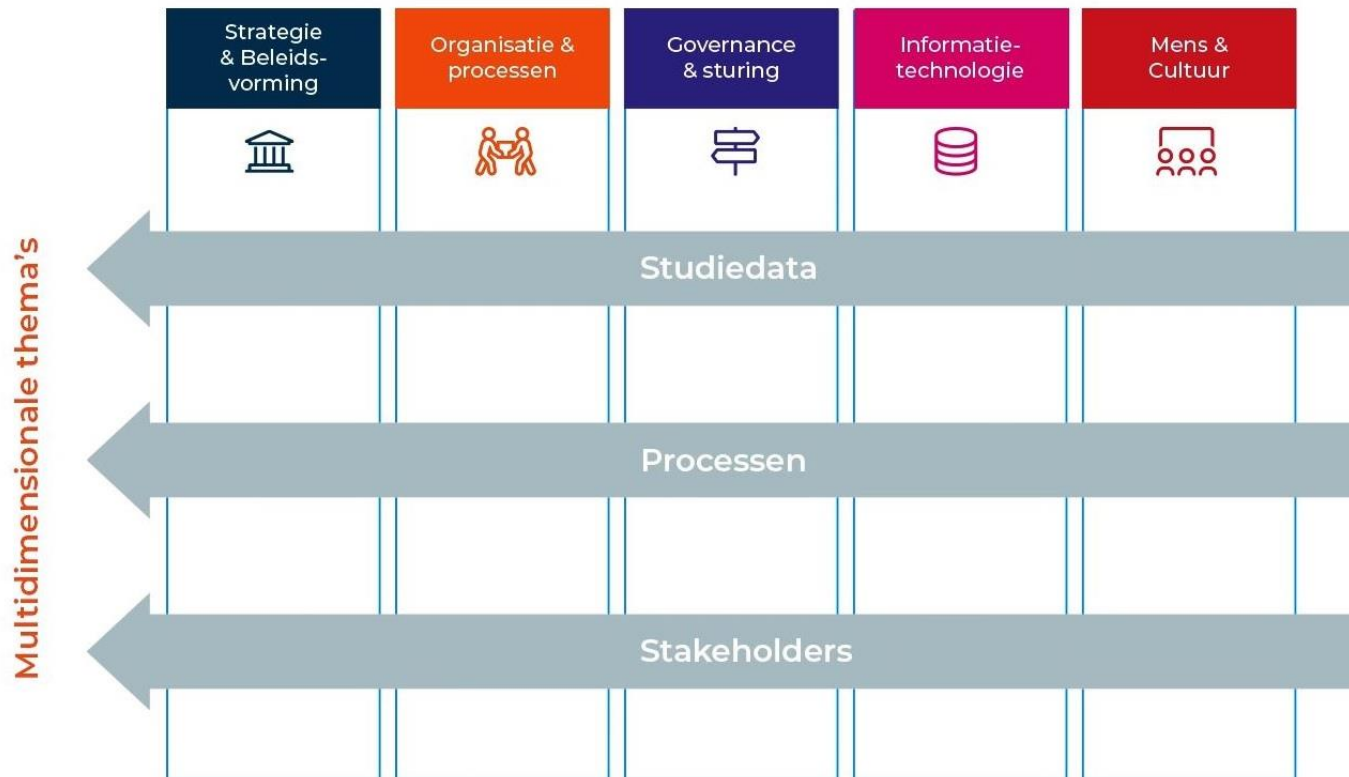


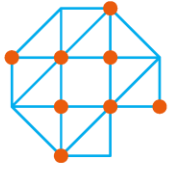
# Acceleration plan Educational innovation with ICT

learning analytics



## Thema's



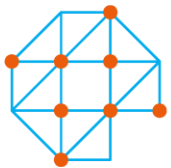


**Acceleration plan**  
Educational innovation  
with ICT



## Demo Quickscan Studiedata

Jan van de Poll - TransparencyLab



## Acceleration plan Educational innovation with ICT

learning analytics



# VRAGEN NAAR VERIFIEERBARE FEITEN/-GEDRAG

How are strategy and policymaking around education data described?

ACTUAL  
SITUATION

AMBITION IN  
12 MONTHS



They are not described



There are formal documents but they have not been communicated and/or approved



Formal documents have been created, communicated and approved

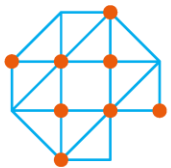


# Acceleration plan Educational innovation with ICT

learning analytics



## ANTWOORDEN EN METEEN IETS TERUG KRIJGEN

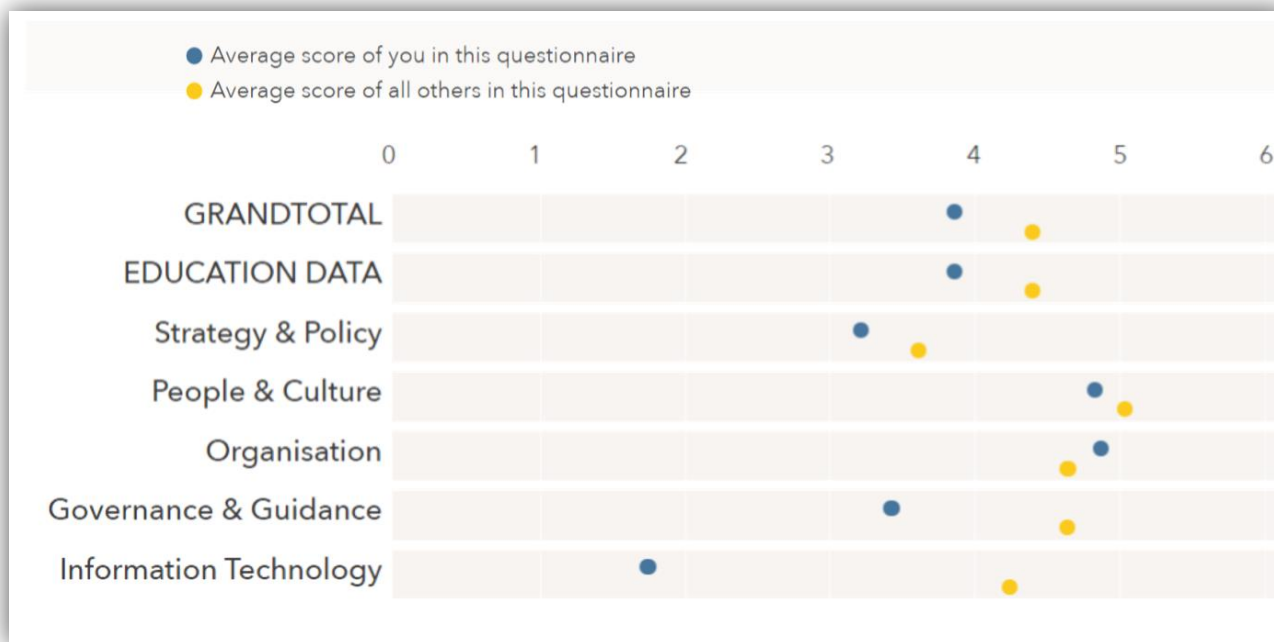


# Acceleration plan Educational innovation with ICT

learning analytics

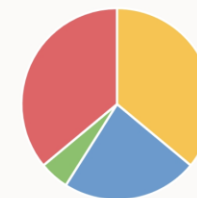


## ANONIEM BENCHMARKEN




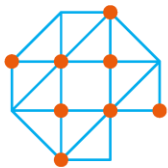
colors, explained in clear descriptions.

Which of these colors is more dominant for you? Which are less? And a reminder: there is no right and wrong here! You are unique as you are.



- Strategy-driven +
- Process-driven +
- Employee driven +
- ICT-driven +





# Acceleration plan Educational innovation with ICT

learning analytics



## ONTWIKKELEN MBV. BEST PRACTICES (UNDER CONSTRUCTION)

MY LIST	PRAIORITY	WHEN	DONE
Who is responsible for formulating a vision for education data?	High ▾	2021-11-04 (30 days left)	<input type="checkbox"/>
To what extent are there strategic goals regarding education data?	High ▾	2021-11-04 (30 days left)	<input type="checkbox"/>
How are queries about education data implemented and handled?	Low ▾	2021-11-04 (30 days left)	<input type="checkbox"/>
How does your organisation collect education data?	Medium ▾	2021-11-04 (30 days left)	<input type="checkbox"/>

### WHAT TO IMPROVE

#### [STRATEGY & POLICY]-WHO IS RESPONSIBLE FOR FORMULATING A VISION FOR EDUCATION DATA?

- 1. There is no vision
- 2. The vision is based on the organisation's priorities
- 3. The vision is provided by key persons in the organisation

- ACTUAL SITUATION
- TARGET

### HOW TO IMPROVE

1. How to translate your organization's vision into education goals?
2. Here are 5 tips how to convert your education goals into education DATA goals:
3. Check how this College formulates its education data goals:

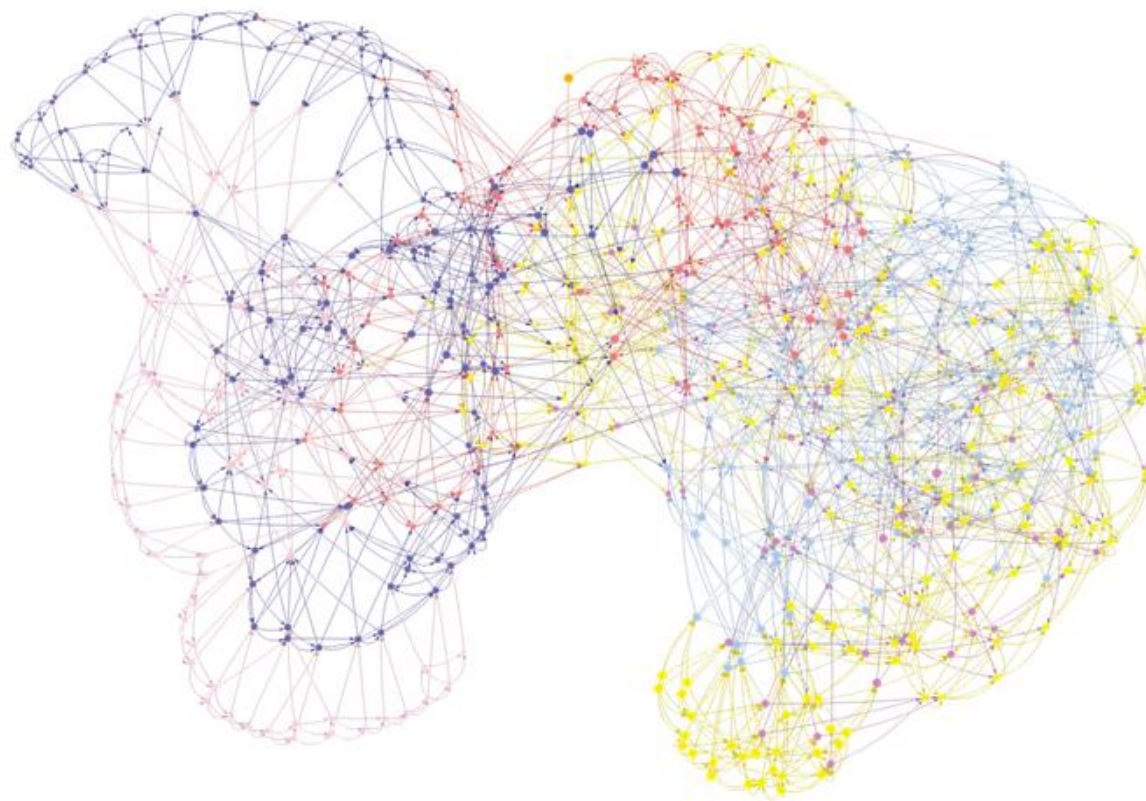
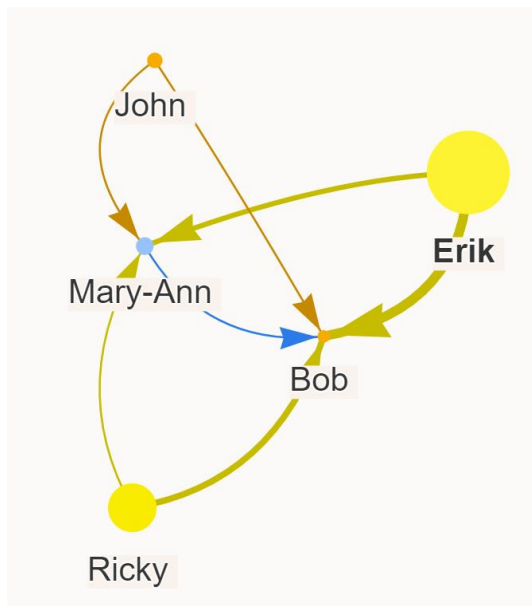


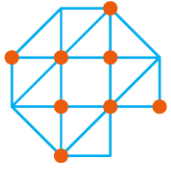
# Acceleration plan Educational innovation with ICT

learning analytics



## KENNIS DELEN

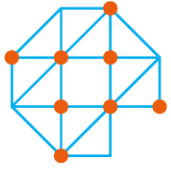




**Acceleration plan**  
Educational innovation  
with ICT



PAUZE



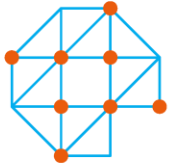
# Acceleration plan Educational innovation with ICT

learning analytics



## Doorontwikkeling





# Acceleration plan Educational innovation with ICT

learning analytics



## ROADMAP - BESPREEK MBV. ONLINE WORKSHOPS

WORKSHOP PRAIORITY PICKING

1 INTRODUCTION — 2 TIPS — 3 ACHIEVED — 4 TO ACHIEVE — 5 NEXT STEPS

**WHAT** This workshop helps work through the priority list, question by question

**TIME** Approx. 10-15 minutes per question

**REQUIRED** Preferably, the majority of the respondent group being present in a room or conference call

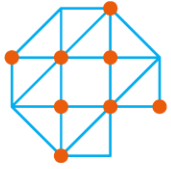
**ADVICE** Discussing max. 1-3 questions per session is recommended

[WATCH DEMO](#)

In the "Conclusion"-screen, the table "Focus on these questions" shows the questions where this group of respondents is most behind target. Choose a question you would like to improve and click "Next".

Question	Target answer	Gap, %
<input type="text" value="To what extent are there strategic goals rega..."/>	We have general descriptions ('do more about XYZ')	16%

[NEXT](#)




# Acceleration plan Educational innovation with ICT

learning analytics



## ROADMAP – A.I. MAAKT VRAGENLIJSTEN-OP-MAAT



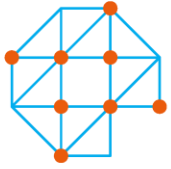
What would you like to improve?

Simply describe the business goal you want to achieve or the business issue you want to solve. Please use 2 to 4 words (like "Improve team effectiveness") and let our A.I. do the magic.

Voor MBO: [dod@sambo-ict.nl](mailto:dod@sambo-ict.nl)

Voor HO/WO: [studiedata@versnellingsplan.nl](mailto:studiedata@versnellingsplan.nl)





# Acceleration plan Educational innovation with ICT

learning analytics



[www.versnellingsplan.nl/quickscanstudiedata](http://www.versnellingsplan.nl/quickscanstudiedata)

WELCOME TOM!

Tom Konings  
A service Support officer  
SURF  
Quickscan Education Data

HERE IS YOUR DASHBOARD

CHECK THE EDUCATION DATA VIDEO'S

### YOUR OVERVIEW

MY QUESTIONNAIRE	MY SCORE	MY COLOR PROFILE
5 QUESTIONS	2.0 AMB: 7.0	
2 QUESTIONS LEFT OPEN	A DIFFERENCE OF 5.0	MAIN COLOR: YELLOW
MY PRAIRITY LIST	MY BUDDIES	MY ACCOUNT
2 TO-DO's	1 BUDDIES	70%
100% COMPLETE	CAN GIVE YOU ADVICE	COMPLETED

