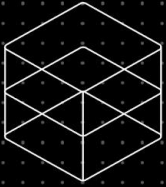


LONE ROOFTOP


building intelligence

LONE ROOFTOP
building intelligence

*“In the tomorrow that we envision,
there is no waste in the forms of
space, time, energy”*




LONE ROOFTOP
building intelligence




1. Quickly identify
unused areas

2. Save space

3. Optimize



L O N E R O O F T O P
building intelligence



PIE

Position
Intelligence
Engine

Input



Wifi



Sensors



Werkplek
sensoren




Koffie
machine



Toegangs
_poortjes

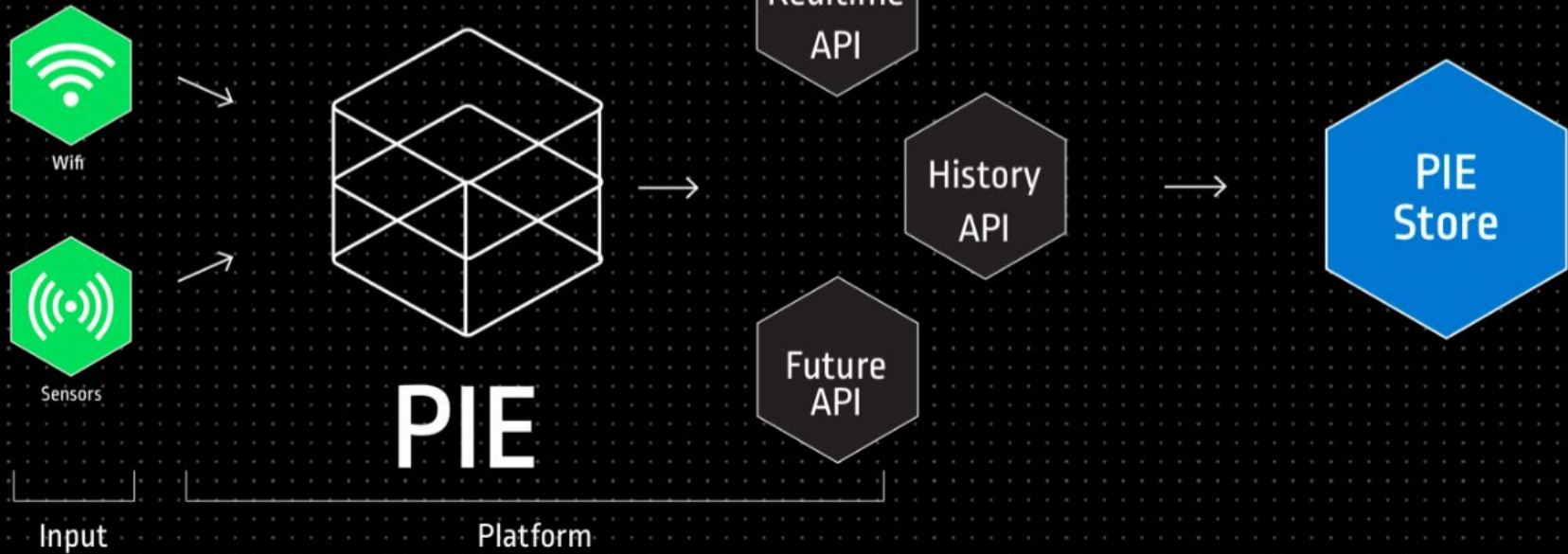


Bluetooth
Beacons



PIE

Platform



PIE Store



Alerts



Clocks



Find Colleagues



Smart Lights




Catering



Smart Cleaning



Smart Climate



Wally



Building Intelligence
Dashboard



First Aid

LONE ROOFTOP

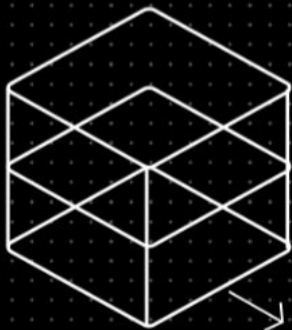
building intelligence



Wifi



Sensors



PIE



API



B.I.
Dashboard



Smart
Lights



Clocks



Smart
Cleaning



Wally



Catering



Alerts



First Aid



Find
Colleagues



Narrow
Casting



Smart
Climate



Flex
Working

Input

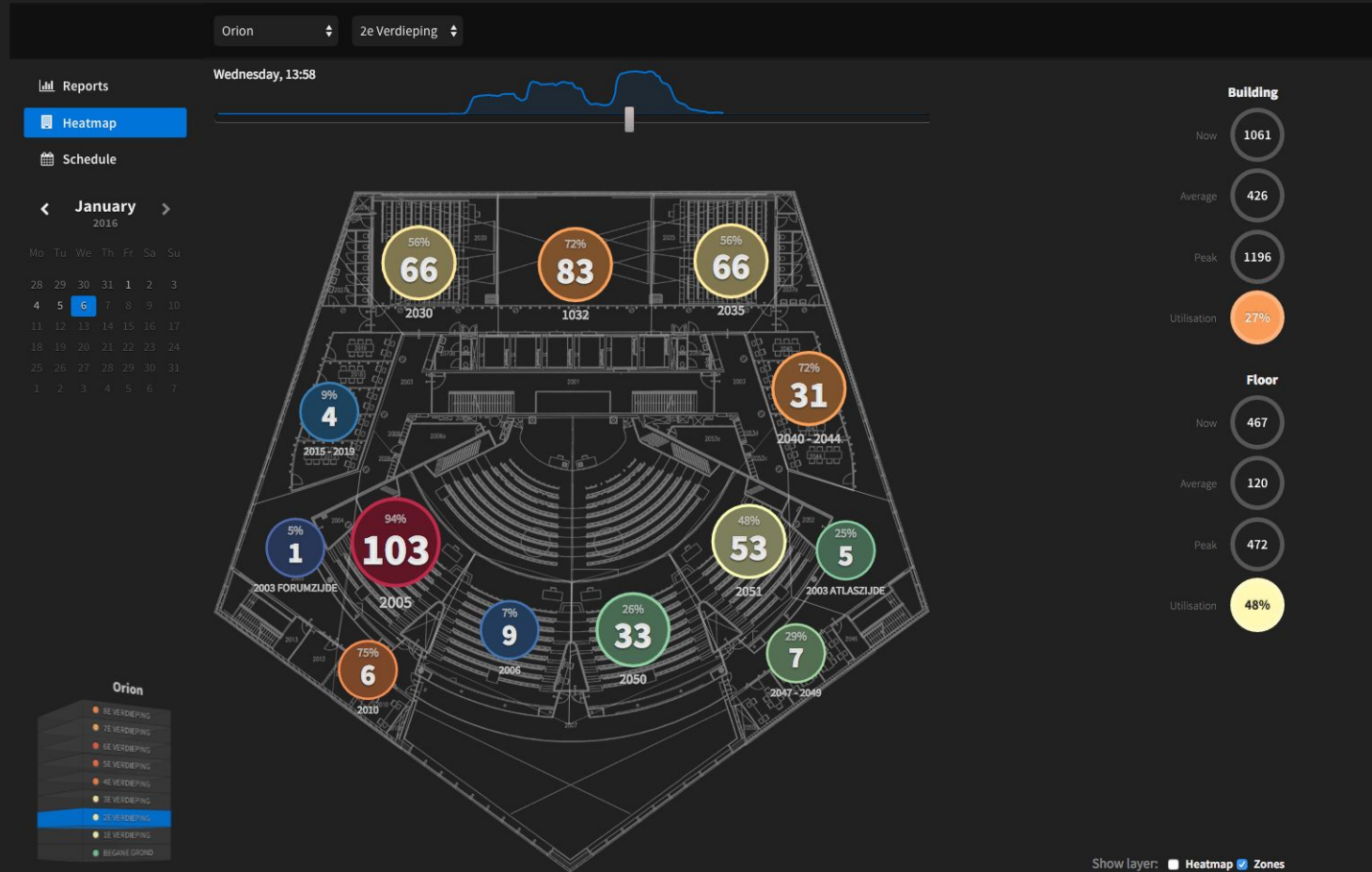
Platform

PIE App Store

Dashboard

Dashboard: Zones, Counts, Occupancy and Utilisation

Realtime analytics for buildings. 24/7 analysis of usage of building, floors, zones and rooms through accurate occupancy data. Optimize building on the fly, all the way down to room level.

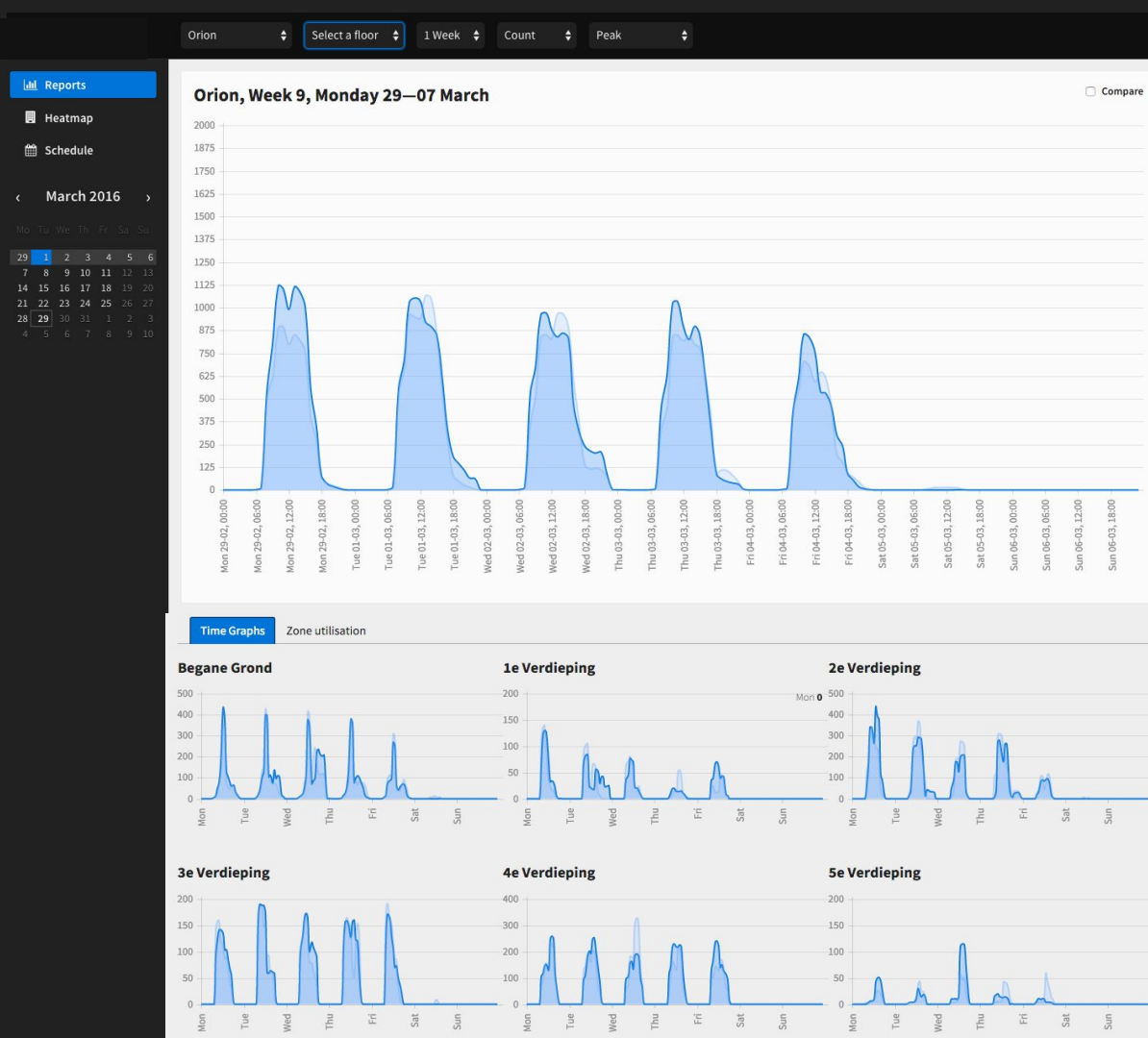


Reports

Reports: daily, weekly, monthly and annual reports on usage of building.

Drill down from building to floor, zone and room level.

Spot patterns, trends, peaks and averages in one overview.



Utilisation

Utilisation: discover your worst performing floors, zones, and rooms by sorting on lowest utilisation

Select a period of choice or choose the daily, week, monthly or annual overviews.

Optimise utilisation and enhance the capacity within your building.

Reports

Heatmap

Schedule

< November 2015 >

Mo Tu We Th Fr Sa Su

26 27 28 29 30 31 1

2 3 4 5 6 7 8

9 10 11 12 13 14 15

16 17 18 19 20 21 22

23 24 25 26 27 28 29

30 1 2 3 4 5 6



Orion

Select a floor

1 Week

Peak

Name	Count	Frequency	Occupancy	Utilisation
5010 5e Verdieping	2	100%	6%	6%
8033 8e Verdieping	3	100%	11%	13%
8034 8e Verdieping	5	100%	7%	14%
5009 5e Verdieping	4	100%	11%	17%
7050 7e Verdieping	6	100%	8%	17%
6034 6e Verdieping	8	100%	12%	22%
7051 7e Verdieping	7	100%	12%	29%
6014 - 6017 6e Verdieping	13	100%	14%	30%
3043 3e Verdieping	9	100%	12%	30%
3015 3e Verdieping	15	100%	16%	30%
5030 5e Verdieping	18	100%	16%	30%
4016 4e Verdieping	10	100%	14%	31%
1011 + 1012 1e Verdieping	6	100%	10%	32%

Utilisation

Utilisation: discover your best-performing or even overutilised floors, zones, and rooms by sorting on lowest utilisation

Select a period of choice or choose the daily, week, monthly or annual overviews.

Retain well performing zones whilst relieving overutilised areas.

Reports

Heatmap

Schedule

November 2015

Mo Tu We Th Fr Sa Su

26	27	28	29	30	31	1
2	3	4	5	6	7	8
9	10	11	12	13	14	15
16	17	18	19	20	21	22
23	24	25	26	27	28	29
30	1	2	3	4	5	6



Orion

Select a floor

1 Month

Peak

Name	Count	Frequency	Occupancy	Utilisation
5051 5e Verdieping	28	100%	34%	117%
7034 7e Verdieping	39	100%	43%	108%
2010 2e Verdieping	8	100%	30%	100%
4045 4e Verdieping	29	100%	25%	97%
6050 6e Verdieping	34	100%	39%	94%
5050 5e Verdieping	33	100%	37%	92%
6010 6e Verdieping	22	100%	53%	92%
4015 4e Verdieping	28	100%	21%	88%
2051 2e Verdieping	94	100%	27%	86%
2003 Atlaszijde 2e Verdieping	17	100%	20%	85%
3031 3e Verdieping	46	100%	38%	85%
2035 2e Verdieping	98	100%	28%	82%
1032 2e Verdieping	93	100%	30%	81%

Wally

Wally: Real time info on the wall

A TV app that instantly informs users of your building about the occupancy and where to find available workspaces.


Significantly decrease time to find a workspace and avoid employee frustration.

Bezetting per ruimte


NAAM	NU
0554	83%
0521	81%
0504	73%
0561	50%
0525	44%
...	
0563	12%
0560	10%
0535	9%
0556	0%
0569	0%

Forum, 5e verdieping

NU: %, GEMIDDELD: 0%, PIEK: 0%



MO 11 JANUARY
11:10:38



“We provide today’s people with the right examples, data and tools to build an efficient, hospitable and sustainable future”